



♥ Welcome to
Kindergarten

**Blended Learning
Parent Information Session**
Thursday, September 3, 2020



As we return to school, instruction for all of our students needs to focus on these key elements:


Knowing Students Well

Integrate Academic and Social Emotional Learning

Ensure Continuity of Learning

Focus on Priority Learning

Public School 174 – September 2020

	Monday	Tuesday	Wednesday	Thursday	Friday	
6 Planning for Staff	7	8 Teachers Return	9 10 11 Teacher Planning			The pattern will continue for subsequent months.
13 All students Remote	14 15 Teacher Planning		16 First Day All Students A B C D Remote	17 A B C D Remote	18 A B C D Remote	All Cohorts A BC may change to D Remote group at any time.
20 Rotation for Groups Begins	21 Group A in person B C D Remote	22 Group B in person A C D Remote	23 Group A in person B C D Remote	24 Group B in person A C D Remote	25 Group C in person A B D Remote	Changing from D Remote to Blended learning will only be offered for November return to Blended learning.
27 Rotation for Groups	* Yom Kippur 28 Group B in person A C D Remote Yom Kippur *	29 Group C in person A B D Remote	30 Group A in person B C D Remote	October 1 Group B in person A C D Remote	October 2 Group C in person A B D Remote	*Holidays will be scheduled on NYC Calendar when public



How are arrivals and dismissals arranged?

School Hours 8:30am to 2pm

Health and Safety are our Priority

Visitor entry into the school building is limited and *by appointment* with Administration only.
Staff and students scheduled for the A B C day only.

Mask Compliance. Every person, staff, student,
visitor entering the school must wear a mask and have a temperature check.

Kindergarten--

K 105 K 101

Arrival / Dismissal Areas

Exit 7 - Ellwell Crescent—Little School Yard--Inner area

Grade 1

Exit 8 - Ellwell Crescent --Little School Yard –Behind Security

Grades 2 and 4

Exit 6 - Corner of 65th Drive and Dieterle Crescent (Flag)

Grade 3 and 5

Exit 2 – Dieterle Crescent – near Large School yard

Siblings may enter and dismiss together at entrance for the youngest sibling.
For dismissals, please send a note to the teacher.



“In School Days”

How to prepare your child for being in school

Mask wearing.

Prepare your child by wearing a mask at home— start with half hour, one hour and progress to 5 hours.

Backpack Signage. Color coded for each day/group A B C



Social Distancing.

Show your child what six feet looks like ----
with a measuring tape or yarn/string 6 ft long,
or have your child walk the # of steps to equal 6 ft.

Explain to your child the importance of not touching another child, their food or books, pencils, and supplies.

Hand washing.

“Clean hands keep us healthy!”

Practice handwashing at home,
using wipes before eating and afterwards.



Hand washing will be in classrooms before and after meals, as well as after restrooms.



I have other questions?

School Hours 8:30am to 2pm

Meals “Go Bags” --NYC offers Free Breakfast. Lunch “Go Bags” for every student. Student meals are eaten at their desk during instruction and may be an outdoor “picnic” if available.

Recess/Outdoor As weather permits and social distancing of group; “*PS 174 Outdoor Learning Plan*” has been submitted to the NYC DOE for approval. Our small yard can accommodate groups in the PS 174 Learning Garden and grassy area. Children are encouraged to bring a small towel or yoga mat (kept in the backpack) to use.

Transportation TBD - Office of Pupil Transportation based upon eligibility.

Parent Engagement Teacher time for parents daily from 2 pm – 2:20 pm
May be on the phone or through GoogleMeet

What will a school day look like in Blended Learning?

- School day starts at 8:30AM and ends at 2:00PM.
- Instructional lessons each day will include ELA, Math, Science or Social Studies. For Clusters: Music and Visual Art (Remote); PE and STEM (Remote and in Person)
 - Please visit our school website for learning objectives in each of these subjects: <http://www.ps174.org>
 - These lessons will be consistent whether in person or remote.
- On days when your child is in school:
 - Breakfast, lunch, and snack will be in the classroom. Grab and Go Bags of breakfast and lunch will be provided. Lunch will be working in classroom or picnic style when appropriate.
 - There will be outdoor breaks and scheduled bathroom breaks throughout the day.

How much screen time should we expect?

Times are based on age and experience of learners and will expand as the months progress.

of Week Wrap Up (8/28/2020)

Grade level	SEPTEMBER	OCTOBER	NOVEMBER-DECEMBER	JANUARY-FEBRUARY
K	65 – 75 minutes	70 – 80 minutes	80 – 90 minutes	120 minutes
1	75 – 85 minutes	80 – 90 minutes	90 – 100 minutes	120 minutes
2	80 – 95 minutes	90 - 100 minutes	95 – 110 minutes	130 minutes
3-5	90 – 110 minutes	100 – 120 minutes	100 – 150 minutes	150-210 minutes

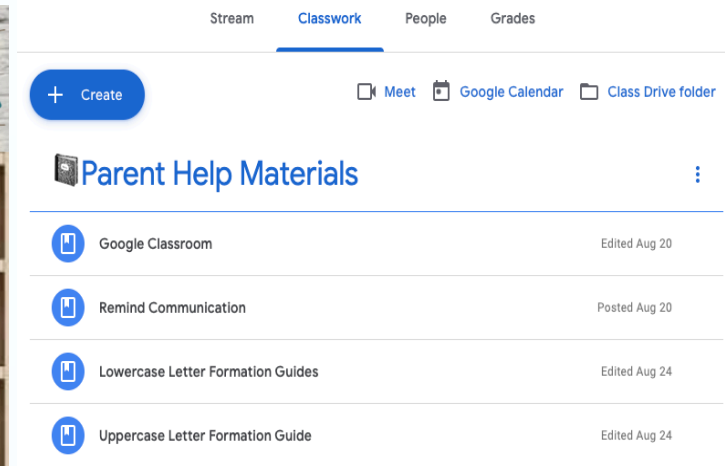
A typical remote experience may include include:

- Morning meeting and SEL
- ELA daily (Foundational skills, reading and writing)
- Math daily
- Science and Social Studies 3-4 times per week
- Rotate in Music, Art, Physical Education and other special subject areas
- A combination of live instruction, mini-lessons, small group instruction, individualized instruction, asynchronous learning, etc.

What will an in-person classroom look like?



What will a remote Google classroom look like?





Group A, B, C ---

“At Home” Remote Days 2 to 4 days via Google Classrooms

- Students are assigned Google logins
- Daily schedule.
- Live teaching. Student participation.
- Recordings.
- Parent Engagement – For teacher/ parent time



How to Prepare for “At Home” Learning—

Find a place/corner in the home—away from tv or distractions.

Try to create that routine.

Setup the laptop or ipad here.

Setup the study area with school supplies, pencils, paper, stickers, etc.

It's Ok to- Take stretch breaks, crazy dance breaks, sing a song break!

•



How does our day begin on Remote Learning Days?

Flexible time during the day beginning with a morning Meeting with the class on **Google Classroom**. All students are seen on the screen.

There will be time with scheduled (synchronous) learning and off screen (asynchronous) learning for age specific times.

Synchronous – (live instruction)

Whole class, small group or individual students live instruction.

Content specific; or social emotional activities.

Individual feedback.

Scheduled in advance.

Asynchronous – Occurs daily and serves as supplemental work. Students are working on learning activities at their own pace at a flexible time.

Video lessons or recordings

Flipgrid

Discussion boards

Google slides; worksheets; written feedback on Google Classroom

iReady, Imagine Learning, Epic!, Read Me A Story; et al.

School Supplies


- Supply List – no supplies are shared
- “In School Days” *bring the following in school bag*
- Crayons
- Markers
- Pencils sharpened 6
- Composition books 2
- Folders (2 pocket) 2
- Small box (to put pencils, scissors)
- Book Bag (please no wheels)
- Big enough to hold all of the above and sweater, hats and brown bag lunch. All items are throw away

The top items will be kept in supply boxes (1 for school and 1 to keep at home). See below for supply boxes found at the Dollar Tree.



Items to Consider...

- Extra masks, mask storage, and mask lanyard/chain
(All items must be labeled and can be found at Dollar Tree).



- Small hand sanitizers may be sent in and will be used under adult supervision.
- Bring a **labeled** disposable water bottle and an extra disposable bottle for refills (or cups can be used).



- You will be given instructions to join your child's *REMIND* group the first week of school. It's very important you join to get updates and notifications from Principal Kelly and your child's teachers (both in-person and remote).
- Separate remind groups for blended learning, remote learning, and bussing. Messages are set up for texts. Add your name and child's
- This is our form of communication at P.S. 174.

Questions?

